



MRS® Magnetic Reed Switch

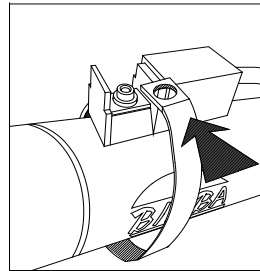
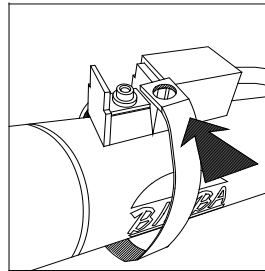
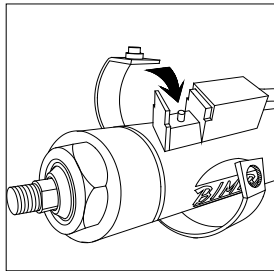
Pig Tail Lead (Quick Connect on reverse side) / MRS-.087-□, MRS-1.5-□

CONTENTS

- > 1 switch
- > 1 U-shaped bracket

- > 1 button head hex screw
(Band may be ordered separately)

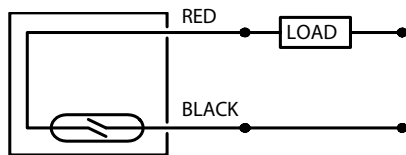
SWITCH MOUNTING INSTRUCTIONS



ELECTRICAL SPECIFICATIONS

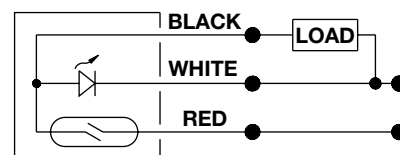
MRS-.087-B

Contacts	SPST Form A (Normally Open)
Contact Rating	10 Watts max.
Switch Voltage	200 Volts AC/DC max.
Maximum Current	500 mA max. (Resistive)
Actuating Time Average	1.0 ms



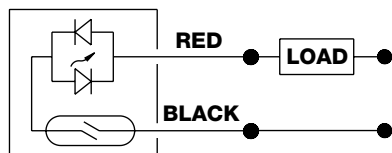
MRS-.087-BL

Contacts	SPST Form A (Normally Open)
Contact Rating	2.8 Watts max.
Switch Voltage	6 to 24 Volts AC or DC
Maximum Current	250 mA max. (Resistive)
Actuating Time Average	1.0 millisecond



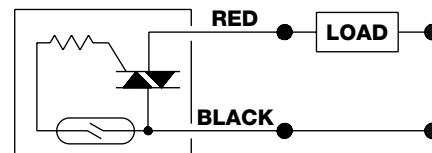
MRS-.087-PBL

Contacts	SPST Form A (Normally Open)
Contact Rating	2.5 Watts max.
Switch Voltage	23 to 120 Volts AC or DC
Minimum Current	10 mA AC or DC
Maximum Current	20 mA AC or DC
Actuating Time Average	1.0 ms



MRS-.087-PBL

Contacts	SPST Form A (Normally Open)
Voltage Rating	12 to 230 Volts (AC only)
Minimum Current	0.1 amps
Maximum Current	1.5 amps @ 50°F (10°C) 0.5 amps @ 200°F (93°C)
Actuating Time Average	2.0 ms





MRS® Magnetic Reed Switch

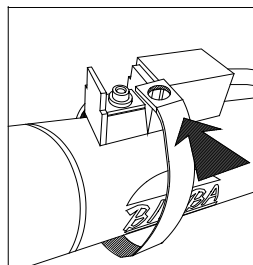
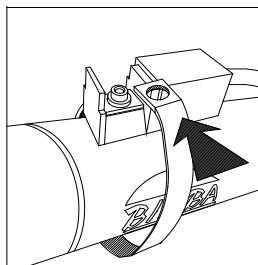
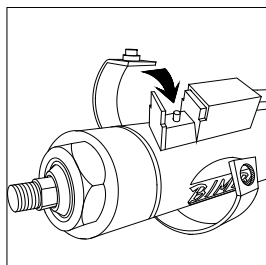
Quick Connect (Pig Tail Lead on reverse side) / MRS-.087-□, MRS-1.5-□

CONTENTS

- > 1 switch
- > 1 U-shaped bracket

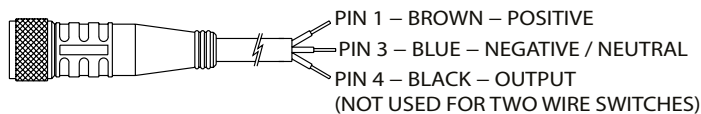
- > 1 button head hex screw
(Band may be ordered separately)

SWITCH MOUNTING INSTRUCTIONS



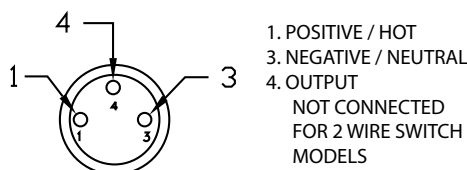
PIN AND WIRE ASSIGNMENTS

8 mm Female Connector



Model “C” - 2 m Cable
Model “CX” - 5 m Cable

Face View of Female Connector



ELECTRICAL SPECIFICATIONS

MRS-.087-BQ

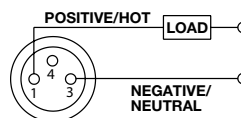
Contacts	SPST Form A (Normally Open)
Contact Rating	10 Watts max.
Switch Voltage	120 Volts AC/DC max.
Maximum Current	500 mA max. (Resistive)
Actuating Time Average	1.0 ms

MRS-.087-BLQ

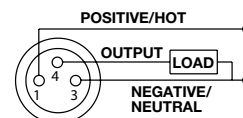
Contacts	SPST Form A (Normally Open)
Contact Rating	9 Watts max.
Switch Voltage	6 to 24 Volts
Maximum Current	500 mA max. (Resistive)
Actuating Time Average	1.0 ms

MRS-.087-BLQ

Contacts	SPST Form A (Normally Open)
Contact Rating	2.5 Watts max.
Switch Voltage	3 to 120 Volts AC or DC
Minimum Current	10 mA AC or DC
Maximum Current	20 mA AC or DC
Actuating Time Average	1.0 ms



MRS-.087-BQ and
MRS-.087-PBLQ
8 mm Male Connector



MRS-.087-BLQ
8 mm Male Connector

Bimba Manufacturing Company
Monee, IL 60449-0068
Tel: 708.534.8544
Fax: 708 235 2014

Email: cs@imi-precision.com
Website: www.bimba.com

For further information, scan
this QR code or visit
www.bimba.com

Form: BMS-1008
Rev. 1: EC-37790

