



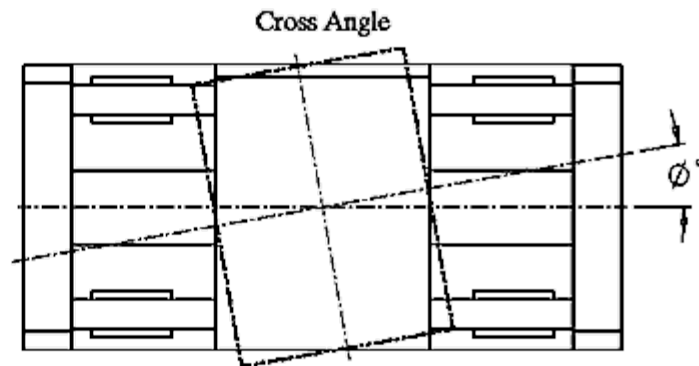
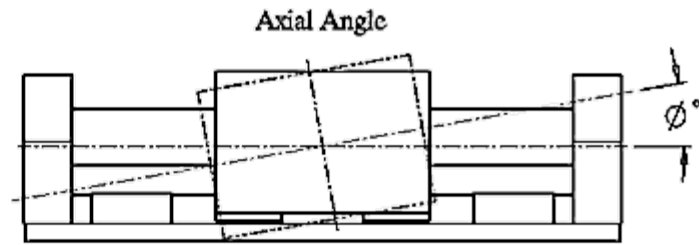
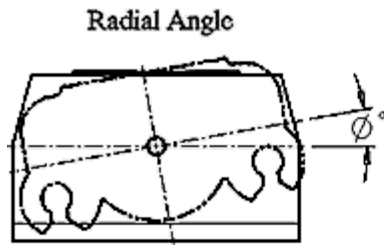
Technical Bulletins

High Load Ultran[®] Carriage Accuracy

The High Load Ultran achieves its high load-carrying capability and linear precision with use of linear ball bearing bushings and precision round shafts. The carriage allows up to 0.002" clearance between each bearing and the guide shaft. Because of this potential clearance between bearings and guide shafts, the carriage may move or rotate when a load is applied.

Refer to the chart below for maximum rotational angles. **Note:** All angles are in minutes. (Sixty minutes equals one degree.)

Bore Size	Radial Angle	Axial Angle	Cross angle
UHL-12	2.0' (4.0' total)	1.7' (3.4' total)	1.2' (2.4' total)
UHL-17	1.5' (3.0' total)	1.5' (3.0' total)	1.5' (3.0' total)



The information presented is in Bimba's best engineering opinion and should be used for reference only. Recommendations derived should be verified under actual operating conditions. Bimba reserves the right to change specifications without prior notice. Date 12/4/08 Rev: 0