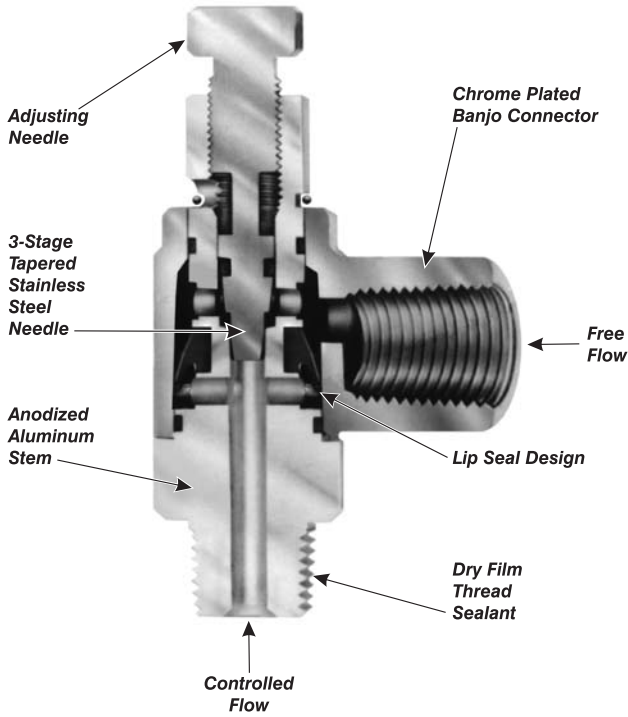


# ACCESSORIES: FLOW CONTROLS (FCP SERIES)

**FCP**



**PORT SIZE**  
**.25", .38", .50"**



**Materials:**

Banjo Connector: Chrome plated, zinc die cast

Banjo Retaining Ring: Zinc plated steel

Stem: High strength anodized aluminum alloy

Adjusting Needle: Stainless steel

"O" Rings and Lip Seal: Buna N

**Maximum Operating Pressure:**

150 PSI Air Only

**Operating Temperature Range:**

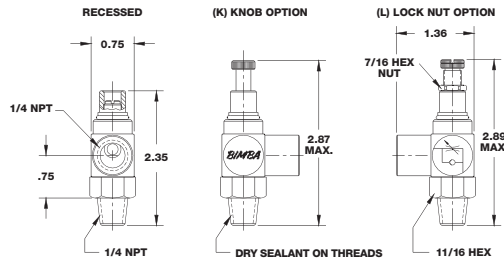
-20° to +200° F  
(-25°C to +95°C)

**FCP4**

**FCP4K**

**FCP4L**

*For .25" port*

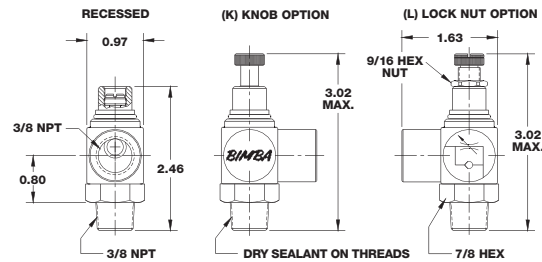


**FCP6**

**FCP6K**

**FCP6L**

*For .38" port*

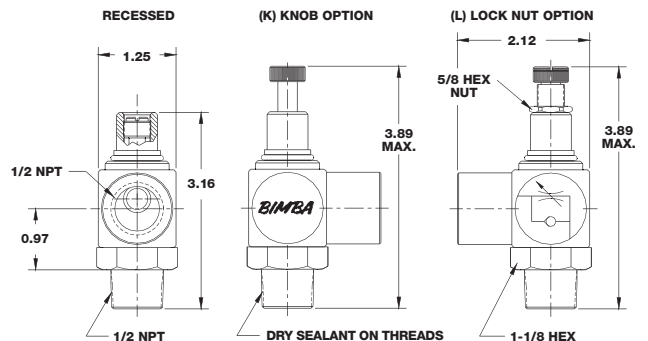


**FCP8**

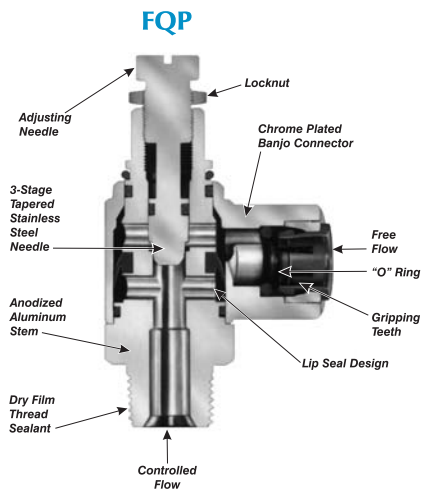
**FCP8K**

**FCP8L**

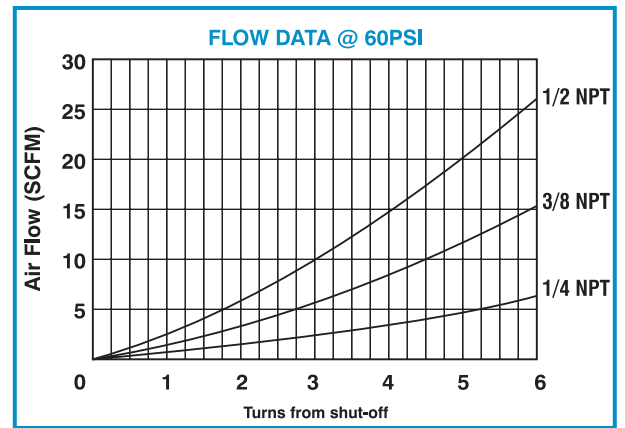
*For .50" port*



# ACCESSORIES: QUICK-FLO® FLOW CONTROLS (FQP SERIES)



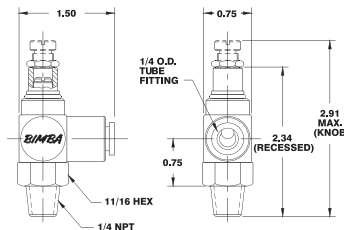
## FQP & FCP Series



**FQP44**

**FQP44K**

*For .25" port, .25" OD tubing*



### Materials:

*Banjo Connector:*  
Chrome plated, zinc die cast

*Banjo Retaining Ring:*  
Zinc plated steel

*Stem:*  
High strength anodized aluminum alloy

*Adjusting Needle:*  
Stainless steel

*"O" Rings and Lip Seal:*  
Buna N

*Collet:*  
Acetal copolymer

*Gripping teeth:*  
Stainless steel

*Collet Retainer (if applicable):*  
Brass

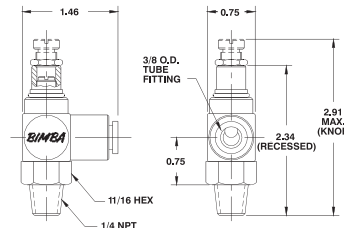
*Locknut:*  
Chrome plated brass

*Tube Types:*  
All plastic tubing, including nylon and polyethylene

**FQP4**

**FQP4K**

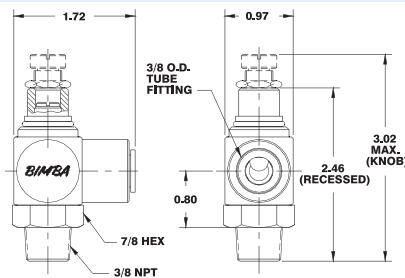
*For .25" port, .38" OD tubing*



**FQP6**

**FQP6K**

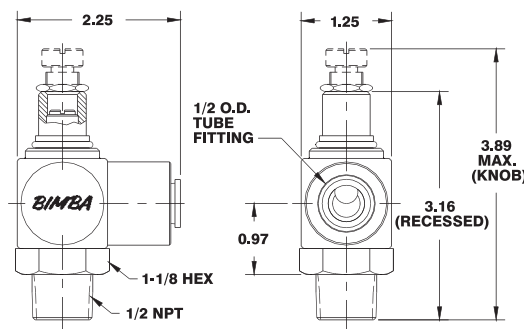
*For .38" port, .38" OD tubing*



**FQP8**

**FQP8K**

*For .50" port, .50" OD tubing*



### Maximum Operating Pressure:

150 PSI Air Only

### Operating Temperature Range:

-20° to +200° F  
(-25°C to +95°C)