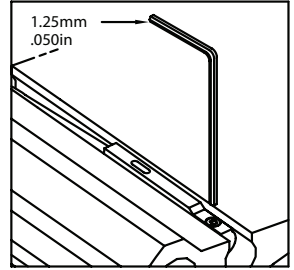
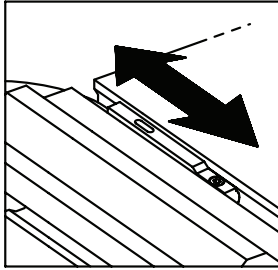
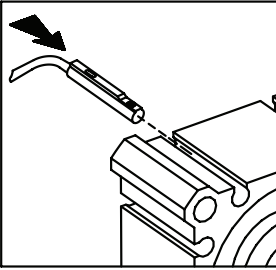




GMR Switch

MSC, MSCX, MSCQ, MSK, MSKX, MSKQ

SWITCH MOUNTING INSTRUCTIONS



NOTE: Maximum torque on set screw is .170 N-m (1.5 in-lbs.). Do not over torque.

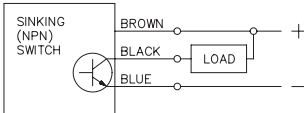
ELECTRICAL SPECIFICATIONS

Circuit Normally Open
 Sinking (NPN) or Sourcing (PNP)
 Input Voltage 4.5 to 30 V DC
 Current Rating 200 mA max.
 Voltage Drop
 Sinking 0.5 Volts max.
 Sourcing 1.5 Volts max.
 OFF State Leakage 10 μ A max.
 Quiescent Current 10 mA max.

Turn ON/OFF Time 1 ms
 Operating Temperature -20° to +80°C
 -4° to +176°F
 Enclosure IEC IP 67
 LED Indicator Red for Sinking
 Yellow for Sourcing
 Over Voltage Protected
 Reverse Polarity Protected
 Transient Protected

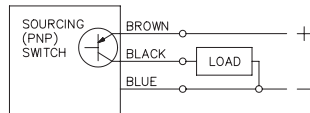
WIRING DIAGRAM

MSK/MSKX/MSKQ



CAUTION: Shorting black wire to supply voltage will damage switch

MSC/MSCX/MSQC



CAUTION: Shorting black wire to ground will damage switch

Wire Color Codes

Brown	(+) Positive
Black	Output
Blue	(-) Negative

Bimba Manufacturing Company
 Monee, IL 60449-0068
 Telephone: 708.534.8544
 Fax: 708.235.2014
 Email: cs@bimba.com
www.bimba.com

Form: BMS-1007
 rev. 1: EC-37790

To learn more about this product, scan this QR code with your mobile device.

